


ขั้นตอนการติดตั้ง Java แบบ Offline

1. <http://www.java.com/en/download/manual.jsp>

SearchDownload Help

Available Operating Systems

- » [Windows](#)
- » [Mac](#)
- » [Linux](#)
- » [Solaris](#)

Java 6

- » [Java 6](#)

Help Resources

- » [Troubleshoot Java](#)



Java Downloads for All Operating Systems



Recommended Version 7 Update 25

Select the file according to your operating system from the list below to get the latest Java for your computer.

> [Remove Older Versions](#) > [What is Java?](#)

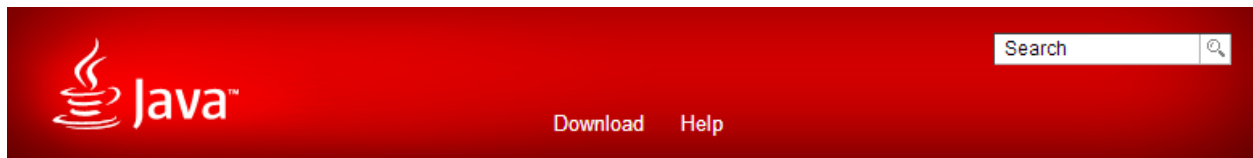
By downloading Java you acknowledge that you have read and accepted the terms of the [end user license agreement](#)

 Windows  [Which should I choose?](#)

 Windows Offline (32-bit) filesize: 30.2 MB	Instructions	After installing Java, restart your browser and
 Windows Offline (64-bit) filesize: 31.6 MB	Instructions	verify Java has been installed correctly.

We have detected you may be viewing this page in a 32-bit browser. If you use 32-bit and 64-bit browsers interchangeably, you will need to install both 32-bit and 64-bit Java in order to have the Java plug-in for both browsers. » [FAQ about 64-bit Java for Windows](#)

2. เลือก Download ตาม Type ของ Browser



Available Operating Systems

- » [Windows](#)
- » [Mac](#)
- » [Linux](#)
- » [Solaris](#)

Java 6

- » [Java 6](#)

Help Resources

- » [Troubleshoot Java](#)

Java Downloads for All Operating Systems

Recommended Version 7 Update 25



Select the file according to your operating system from the list below to get the latest Java for your computer.

> [Remove Older Versions](#)

> [What is Java?](#)

By downloading Java you acknowledge that you have read and accepted the terms of the [end user license agreement](#)

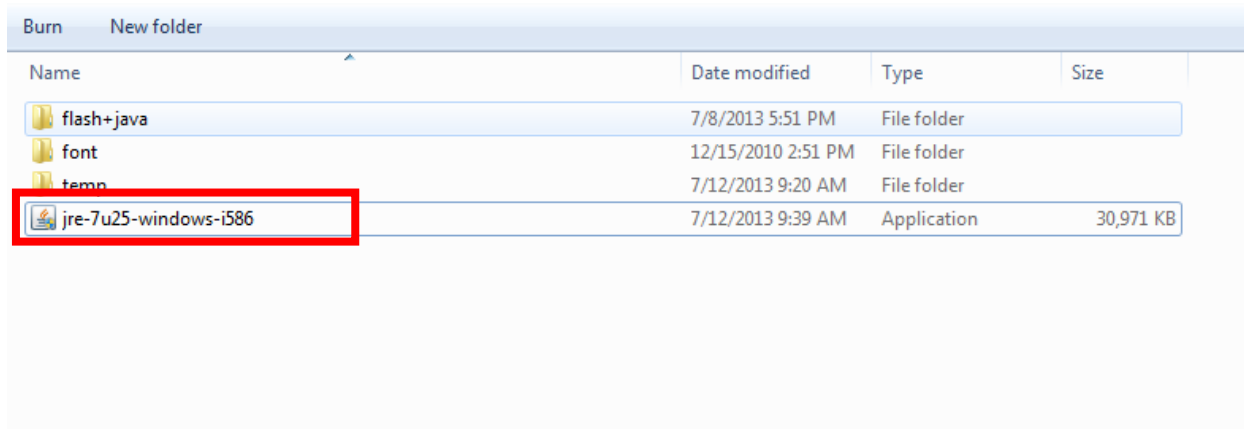
Windows [Which should I choose?](#)

 Windows Offline (32-bit) filesize: 30.2 MB	Instructions	After installing Java, restart your browser and verify Java has been installed correctly.
 Windows Offline (64-bit) filesize: 31.8 MB	Instructions	

We have detected you may be viewing this page in a 32-bit browser. If you use 32-bit and 64-bit browsers interchangeably, you will need to install both 32-bit and 64-bit Java in order to have the Java plug-in for both browsers. » [FAQ about 64-bit Java for Windows](#)

ตรวจสอบ Type ของ Browser

3. doubleclick file ที่ download มา



4.คลิก Install



5. รอให้โปรแกรมติดตั้งเสร็จ




6.เมื่อติดตั้งเสร็จจะมีหน้าต่างให้ Verify Java Version

The screenshot shows the Java website's 'Verify Java Version' page. At the top, there is a red header with the Java logo, a search bar, and links for 'Download' and 'Help'. On the left, there are navigation links for 'All Java Downloads' and 'Help Resources'. The main content area features the title 'Verify Java Version' and a paragraph explaining the purpose: 'Check to ensure that you have the recommended version of Java installed for your operating system. After clicking the button below, a security prompt may appear. Click **Run** to allow the verification process to continue.' A large red button labeled 'Verify Java version' is centered. Below it, a blue shield icon with a lightning bolt indicates a warning: 'If you recently completed your Java software installation, you may need to restart your browser (close all browser windows and re-open) before verifying your installation.' At the bottom, there are links for 'Select Language', 'About Java', 'Support', 'Developers', 'Privacy', 'Terms of Use', 'Trademarks', and 'Disclaimer', along with the ORACLE logo.

This screenshot shows the 'Verifying Installation' page on the Java website, with a security dialog box overlaid. The page header and navigation are identical to the previous screenshot. The main content area is titled 'Verifying Installation' and says 'Detecting Java on your computer'. A loading spinner is visible. The overlaid dialog box is titled 'Do you want to run this application?' and contains the following information: 'Name: Java Detection', 'Publisher: Oracle America, Inc.', and 'Location: http://java.com/applet/JavaDetection_applet.jnlp'. It includes a warning: 'This application will run with unrestricted access which may put your computer and personal information at risk. Run this application only if you trust the publisher.' There is a checkbox for 'Do not show this again for apps from the publisher and location above' which is currently unchecked. At the bottom of the dialog, there is an 'i' icon for 'More Information', a 'Run' button (highlighted with a red box), and a 'Cancel' button. The ORACLE logo is visible at the bottom right of the page.

7.ติดตั้งเสร็จสมบูรณ์



[Download](#) [Help](#)

All Java Downloads


If you want to download Java for another computer or Operating System, click the link below.

[All Java Downloads](#)


Help Resources

- » [What is Java?](#)
- » [Remove Older Versions](#)
- » [Disable Java](#)
- » [Error Messages](#)
- » [Troubleshoot Java](#)
- » [Other Help](#)

Verified Java Version

 Congratulations!

You have the recommended Java installed (Version 7 Update 25).

 **Windows Users:** Improve the security of your computer by [checking for old versions of Java and removing them using the Java Uninstall Tool](#).

[Select Language](#) | [About Java](#) | [Support](#) | [Developers](#)
[Privacy](#) | [Terms of Use](#) | [Trademarks](#) | [Disclaimer](#)

